

Descriptive Analysis of the AJA@TMLSTC Grading System

**MIDAir Conference
November 10, 2011
Kansas City, Missouri**

Presented by

Vicki A. Schwinke, Dean of Academic and Student Affairs
J. Rick Mihalevich, Dean of Institutional Research and Planning
Linn State Technical College

One Technology Drive

Linn MO 65051

www.linnstate.edu



LINN STATE
TECHNICAL COLLEGE



Descriptive Analysis of the AJA@TMLSTC Grading System

- ✓ Background of grading system
- ✓ Implementation
- ✓ Descriptive analysis
- ✓ Further research



AJA@™LSTC

Grading System

- ✓ Academic Grade
- ✓ Job Readiness/Work Ethic
- ✓ Attendance



| COURSE | TITLE | ERN | HR | GRD | GPA | HR | QP | JR | ATT | COURSE | TITLE | ERN | HR | GRD | GPA | HR | QP | JR | ATT | |
|-----------|----------------------------------|-------|----|-----|-------|-------|-----|-----|-----|----------------------|---------------------|------------|------------|-----------|-----------|-----------|------------|-----|-----|--|
| 2009 Fall | | | | | | | | | | 2010 Fall (cont.) | | | | | | | | | | |
| CPP 101 | Intro to Microcomputer Usage | 3.00 | | B | 3.00 | 9.00 | 3.8 | 98 | | EMS 246 | Statics | 5.00 | | C | 5.00 | 10.00 | 3.7 | 100 | | |
| DDT 150 | Fundamentals of Drafting | 3.00 | | B | 3.00 | 9.00 | 3.8 | 100 | | | | | | | | | | | | |
| DDT 1 | COURSE | | | | | | | | | ERN | HR | GRD | GPA | HR | QP | JR | ATT | | | |
| DDT 1 | TITLE | | | | | | | | | | | | | | | | | | | |
| MAT 0 | | | | | | | | | | | | | | | | | | | | |
| 2009 Fall | | | | | | | | | | | | | | | | | | | | |
| CPP 101 | Intro to Microcomputer Usage | 3.00 | | B | 3.00 | 9.00 | 3.8 | 98 | | | | | | | | | | | | |
| DDT 150 | Fundamentals of Drafting | 3.00 | | B | 3.00 | 9.00 | 3.8 | 100 | | | | | | | | | | | | |
| DDT 153 | Industrial Graphics | 3.00 | | B | 3.00 | 9.00 | 3.8 | 100 | | | | | | | | | | | | |
| DDT 184 | Adv App Comp Aid Dftg&Des (CADD) | 3.00 | | B | 3.00 | 9.00 | 3.8 | 97 | | PHS 102 | College Physics Lab | 0.00 | | F | 0.00 | 0.00 | 4.0 | 100 | | |
| MAT 121 | Trigonometry | 3.00 | | D | 3.00 | 3.00 | 3.9 | 95 | | TERM | GPA: 2.714 | 21.00 | | | 21.00 | 57.00 | | | | |
| PSC 101 | American Government | 3.00 | | A | 3.00 | 12.00 | 4.0 | 100 | | CAREER | GPA: 2.693 | 75.00 | | | 75.00 | 202.00 | | | | |
| TERM | GPA: 2.666 | 18.00 | | | 18.00 | 48.00 | | | | 2011 Accomplishments | | | | | | | | | | |
| CAREER | GPA: 2.750 | 36.00 | | | 36.00 | 99.00 | | | | | | | | | | | | | | |

AJA@™LSTC

Job Readiness/Work Ethic Score Chart

| | Safety | Trust | Timeliness | Work Habits | Interpersonal | Citizenship |
|---|-------------------|----------------------|-------------------------|-------------------|-------------------|-------------------|
| 4 | Not an Issue | Trust-worthy | Meets Deadlines | Job Ready | Respectful Polite | Follows Rules |
| 3 | Usually Safe | Usually Trust-worthy | Usually Completes Tasks | Usually Job Ready | Usually Desirable | Usually Desirable |
| 2 | Heeds Warnings | Heeds Warnings | Heeds Warnings | Heeds Warnings | Heeds Warnings | Heeds Warnings |
| 1 | Under Supervision | Under Supervision | Under Supervision | Under Supervision | Under Supervision | Under Supervision |
| 0 | Unsafe | Not Trustworthy | Procrastinates | Lazy | Disrespectful | Not Cooperative |

Moodle (Early Alert System)

- Faculty records AJA information
- Faculty refers students to counseling staff at critical points
- Counseling staff are provided AJA information
- Faculty and staff provided information on student status



Course: FA11 English Composition COM 101-13 - Windows Internet Explorer

https://www.linnstate.edu/moodle/course/view.php?id=2532&id=0&sesskey=52f9eaf5d0f

File Edit View Favorites Tools Help

Search: 51117 Previous Next Options

FA11 English Composition COM 101-13

[Don Lloyd] You are logged in as Professor Cars (Logout)

MyMoodle > COM101(UG11)_FA_2011_UNDG_13

Switch role to... Turn editing on

People

Participants

eMail list

There are no new messages

Inbox Compose

Upcoming Events

Writing Assignment #1
Friday, 11 November

Writing Assignment #2
Friday, 11 November

Go to calendar...
New Event...

Administration

Turn editing on

Settings

Assign roles

Grades

AIM Graph

Groups

Backup

Topic outline

- Attendance
- Job Readiness

- 1 Writing Assignment #1
- 2 Writing Assignment #2
- 3 Test #1
- 4
- 5
- 6
- 7
- 8
- 9
- 10

Referrals

Warnings (2) [-]

Joe Student

Sally Student

View All Referrals

My courses

- Communications 101-01 JAM
- Course 102
- Course 103
- Course 105
- SU09 Graphic Design CPP116-01
- FA11 English Composition COM 101-13

All courses ...

Trusted sites 100%



FA11 English Composition COM 101-13 : View: Gradebook

Jump to ▾

MyMoodle ► COM101(UG11)_FA_2011_UNDG_13 ► Grades ► View ► Gradebook

Choose an action ▾

AJA report

Gradebook

My gradebook report preferences

AJA Report

| # | Student Name | Academic Grade | Letter Grade | Job Readiness | Attendance Percentage | Last Date of Attendance | Last Date of Referral | |
|---|------------------------|----------------|--------------|---------------|-----------------------|-------------------------|-----------------------|---------------------------|
| 1 | Jane Student 72332 | 100.00 | A | NR | 100% | 11/09/2011 | None | Refer |
| 2 | Joe Student 9 | 80.00 | B | 3.6 | 33% | 11/04/2011 | None | Refer (!) |
| 3 | Sally Student 82131 | 60.00 | D | NR | 100% | 11/09/2011 | None | Refer (!) |

 Moodle Docs for this page

[Don Lloyd] You are logged in as Professor Cars (Logout)

[COM101\(UG11\)_FA_2011_UNDG_13](#)



FA11 English Composition COM 101-13: Early Alert: Joe Student - Windows Internet Explorer

https://www.linnstate.edu/moodle/grade/report/sample_grade/refer.php?id=214&course=2532

File Edit View Favorites Tools Help

Jump to: [v]

MyMoodle > COM101(UG11)_FA_2011_UNDG_13 > Grades > Report > AJA Report > Early Alert: Joe Student



Name: Joe Student
 ID #: 9
 Grade: 80.00% (B)
 Job Readiness: NR
 Attendance: 33%
 Last Day of Attendance: 11/04/2011
 Advisor: Unknown
 Counselor: Unknown
 Dorm Room: Not in dorm

Number of Times Referred in This Course: 0

Low Grades:
 Low Attendance:
 Three Consecutive Misses Without Contact:
 Level 0 Behaviors:
 Other Unacceptable Behaviors:
 Additional Unacceptable Behaviors:
 Comments:

Pre-Referral Actions

Conferenced with student:
 Contacted student:
 Referred to ARC:
 Other:

Note:

Path:

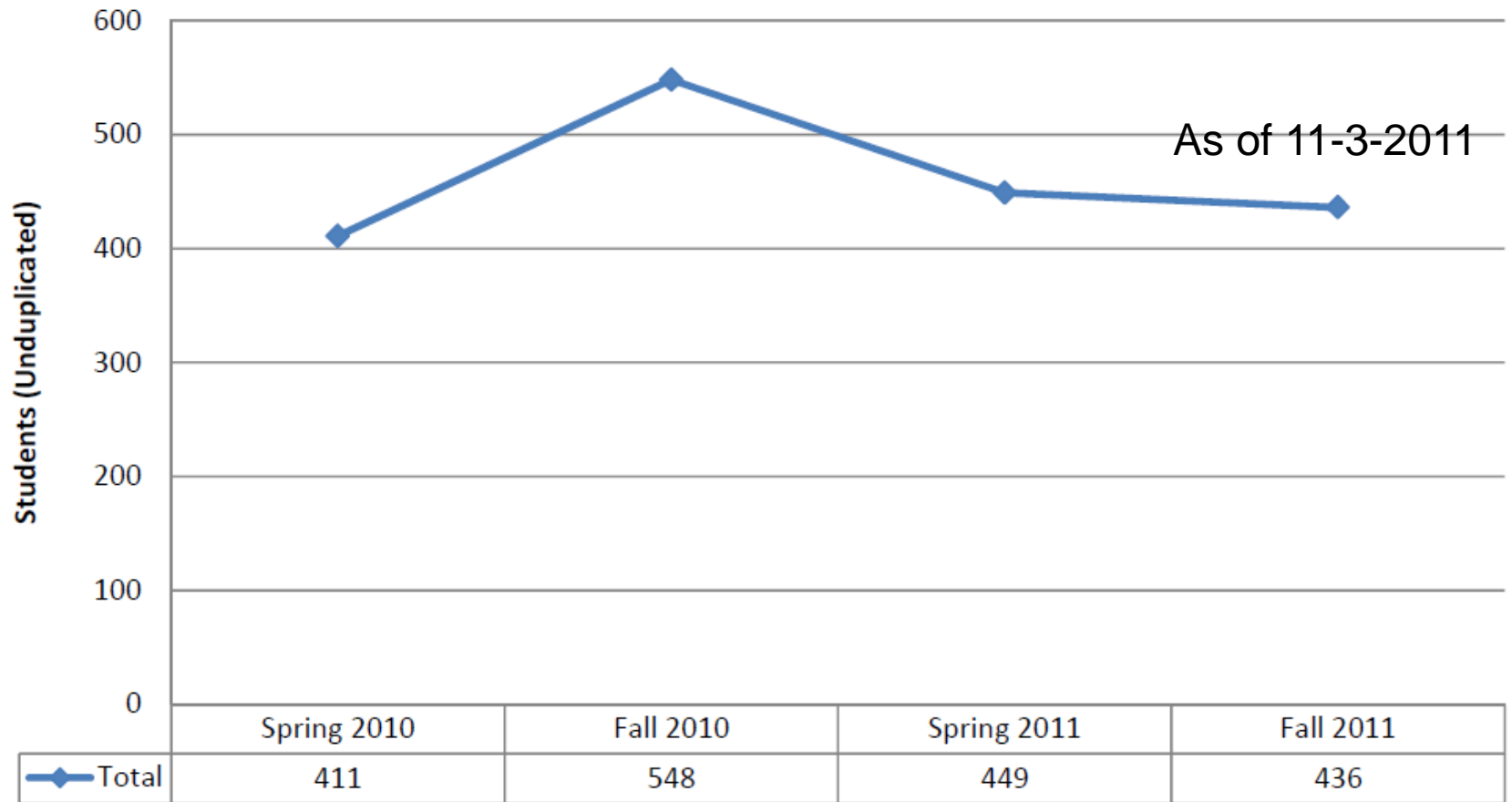
📄 Moodle Docs for this page

[Don Lloyd] You are logged in as Professor Cars (Logout)

COM101(UG11)_FA_2011_UNDG_13

Done Trusted sites 100%

Early Alert Referral System



Analysis of the AJA Grading System

- **GPA**
- **Graduates**
- **Probation**
- **Suspensions**
- **Retention Rate**
- **Graduation Rates**
- **Assessment Results**



Descriptive Analysis of the AJA@TMLSTC Grading System

First-Time Degree/Certificate Seeking Students Fall 2005 to 2010

AJA and Non AJA

| | N | Avg GPA | Avg JR | Avg ATT |
|--------------------|-------------|-------------|-------------|-----------|
| Non AJA | 1234 | 2.78 | | |
| AJA | 866 | 2.89 | 3.63 | 92 |
| Grand Total | 2100 | 2.83 | 3.63 | 92 |

Notes:

Non AJA Fall 2005, 2006, 2007, 2008

AJA Fall 2009 & 2010

Students who are not currently enrolled

Students who completed greater than 12 hours.

Descriptive Analysis of the AJA@TMLSTC Grading System

First-Time Degree/Certificate Seeking Students Fall 2005 to 2010

AJA and Non AJA

| | N | Avg GPA | Avg JR | Avg ATT |
|--------------------|-------------|-------------|-------------|-----------|
| Non AJA | 1234 | 2.78 | | |
| Graduates | 725 | 3.30 | | |
| Non Graduates | 509 | 2.03 | | |
| AJA | 866 | 2.89 | 3.63 | 92 |
| Graduates | 576 | 3.23 | 3.78 | 96 |
| Non Graduates | 290 | 2.22 | 3.32 | 85 |
| Grand Total | 2100 | 2.83 | 3.63 | 92 |

Notes:

Non AJA Fall 2005, 2006, 2007, 2008

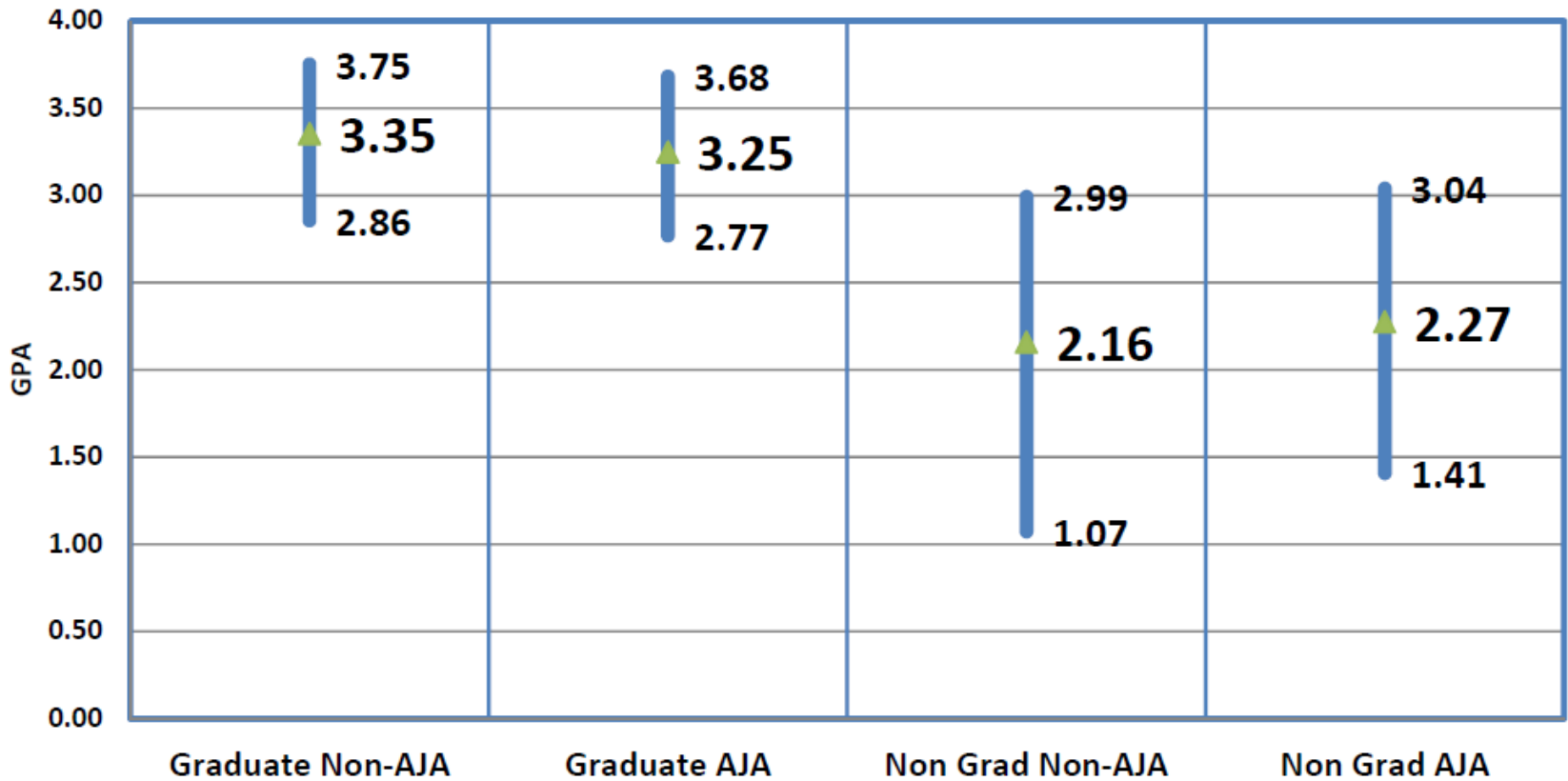
AJA Fall 2009 & 2010

Students who are not currently enrolled

Students who completed greater than 12 hours.

Descriptive Analysis of AJA Grading System

Average GPA (Range = ± 1 Standard Deviation and Median)



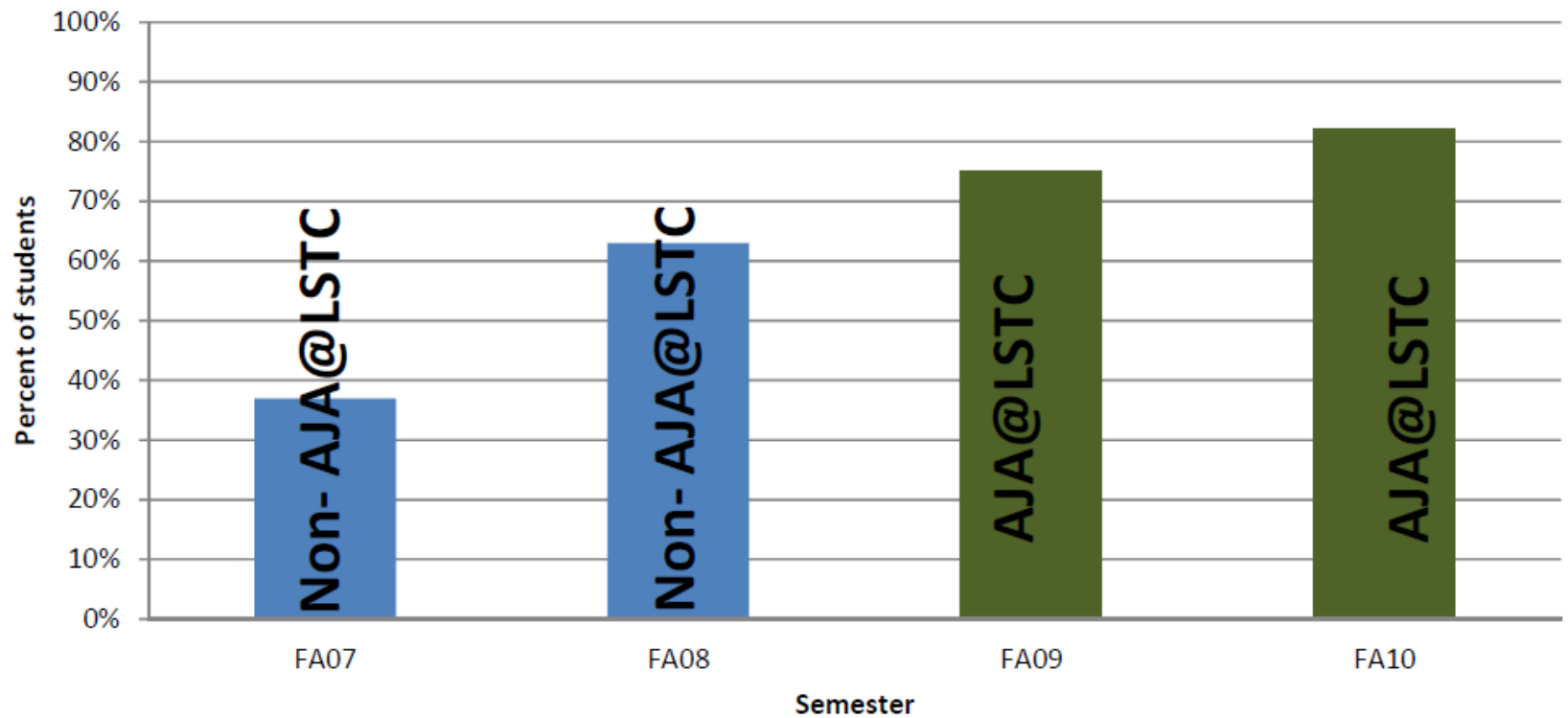
Descriptive Analysis of AJA Grading System

Average GPA Distribution

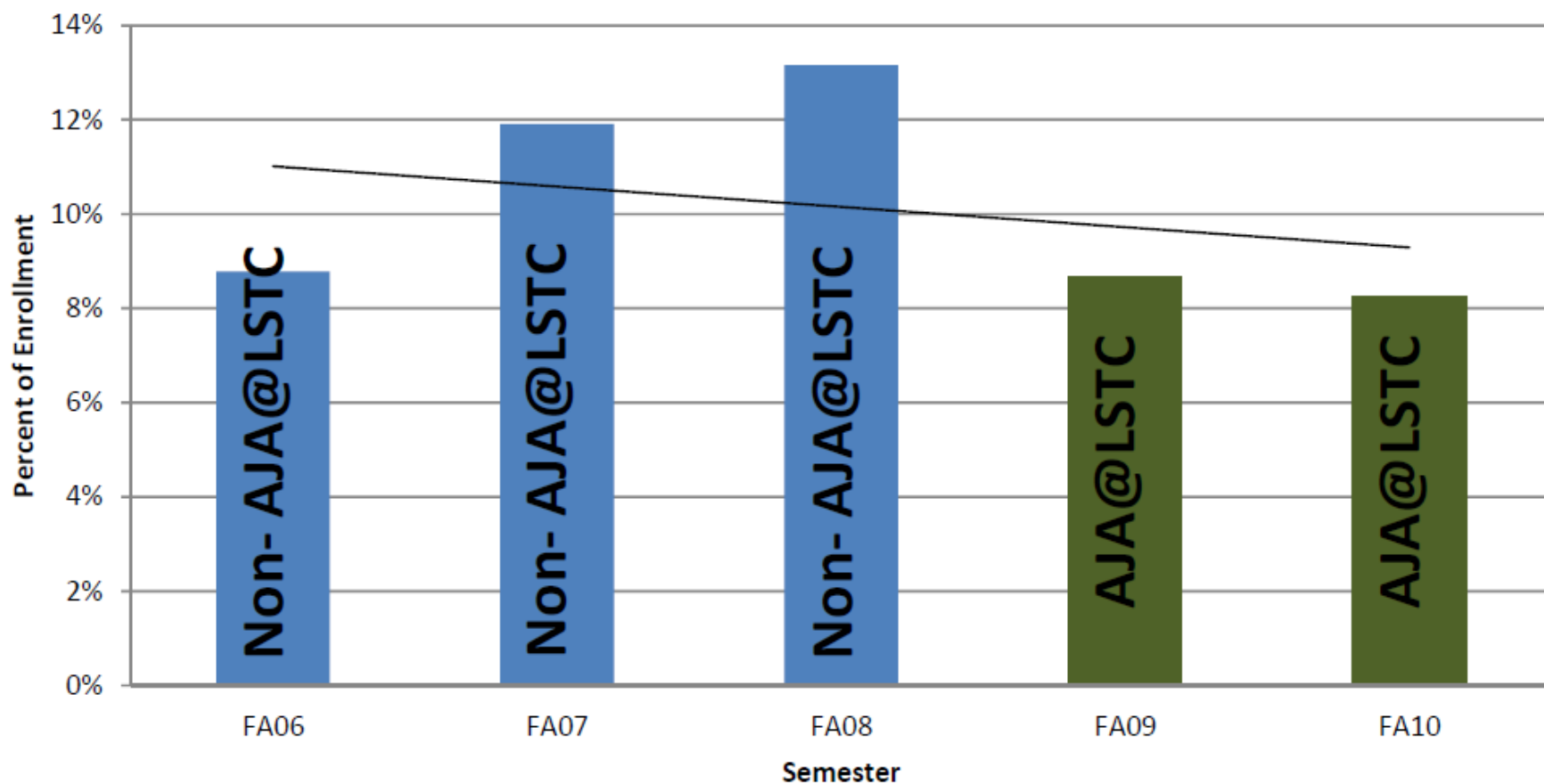
| Average GPA | Non AJA | AJA |
|--------------------------|-------------|-------------|
| Below 1.0 | 7% | 3% |
| 1 to 1.99 | 11% | 9% |
| 2.00 to 2.99 | 31% | 36% |
| Greater than 3.00 | 51% | 51% |
| Grand Total | 100% | 100% |

Linn State Technical College

Percent of Students Found to be on Probation who were Referred by Mid-Term

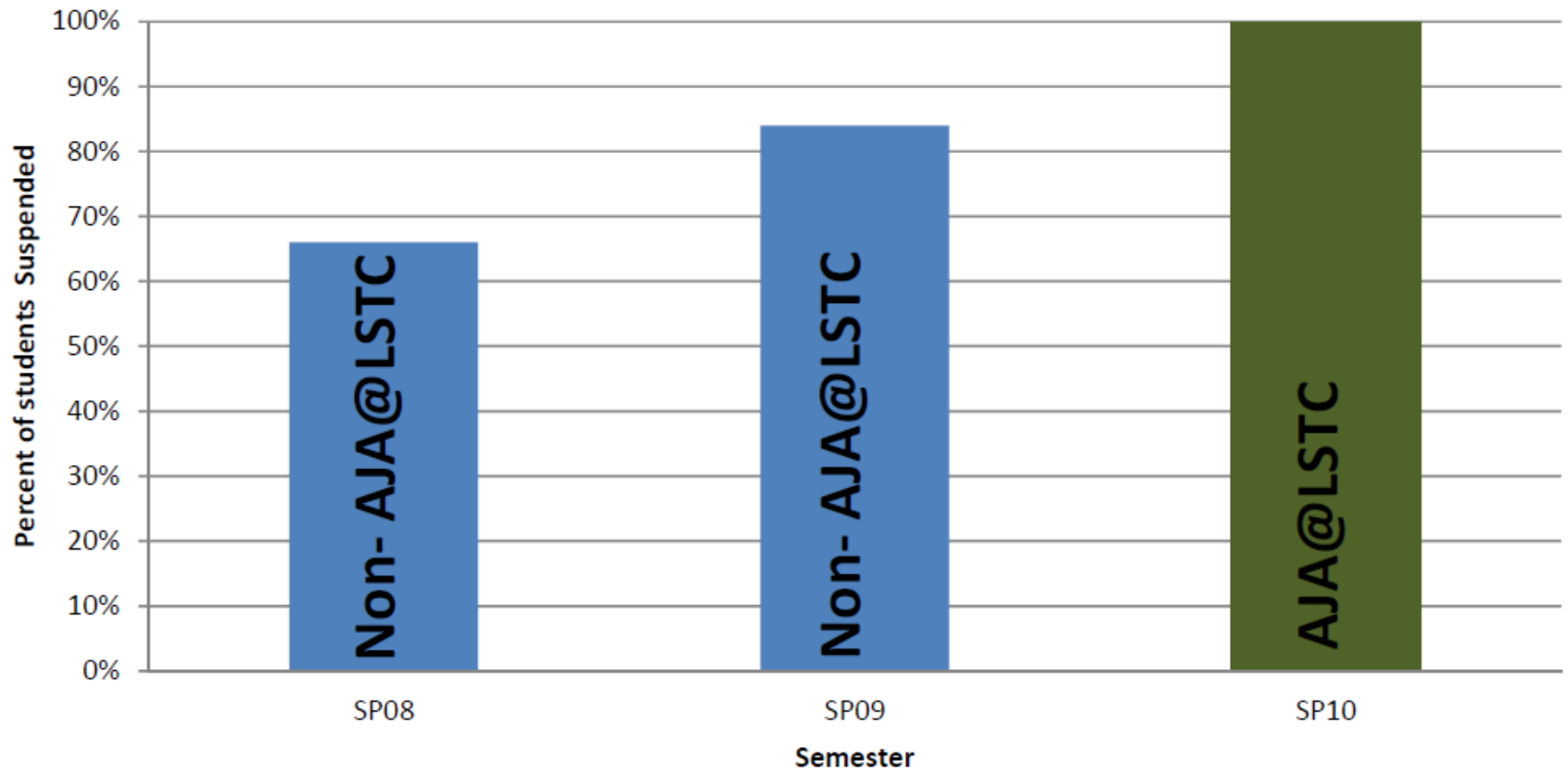


Linn State Technical College Percent of Students Placed on Probation

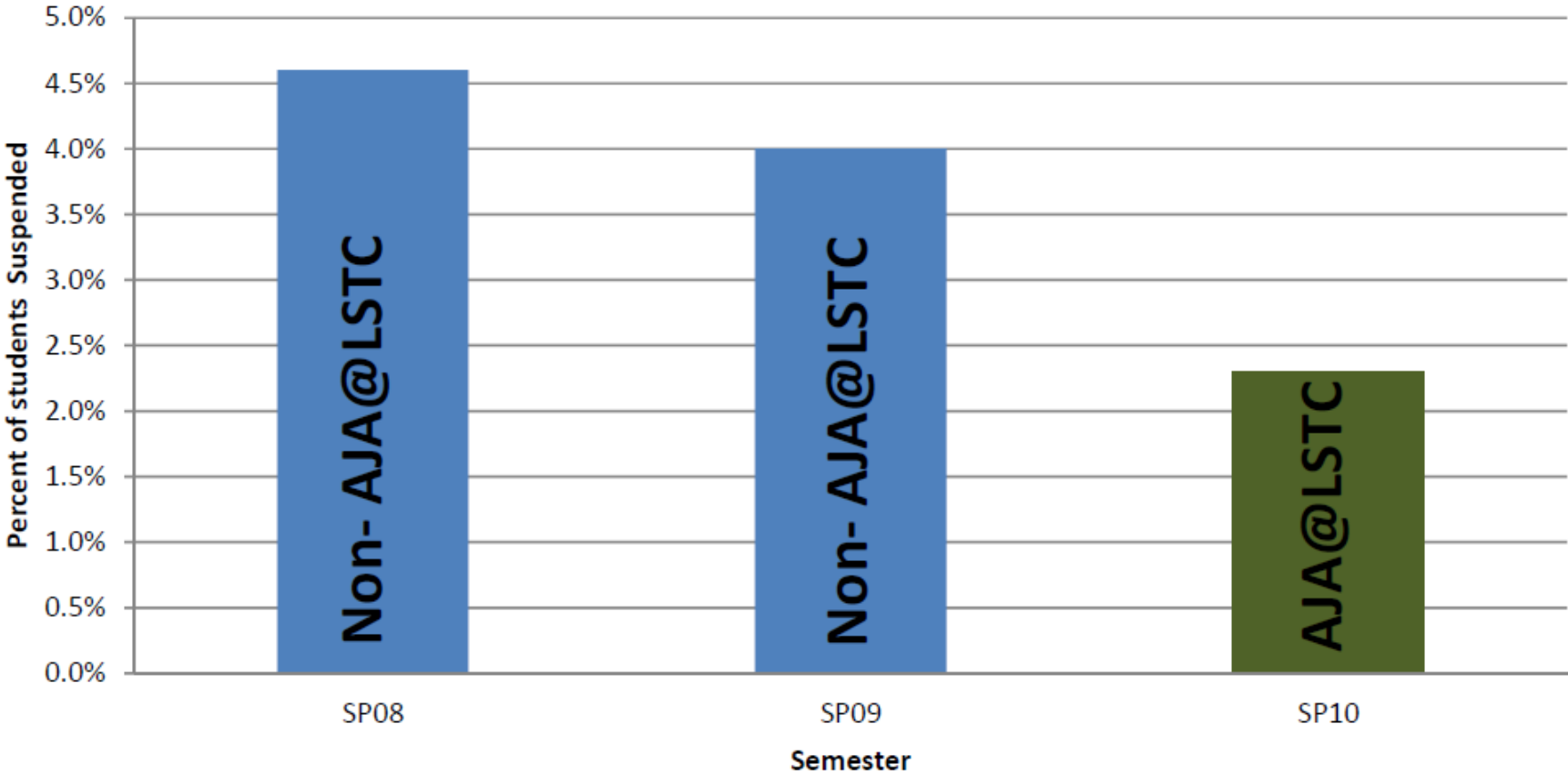


Linn State Technical College

Percent of Suspended Students Referred by Mid-Term



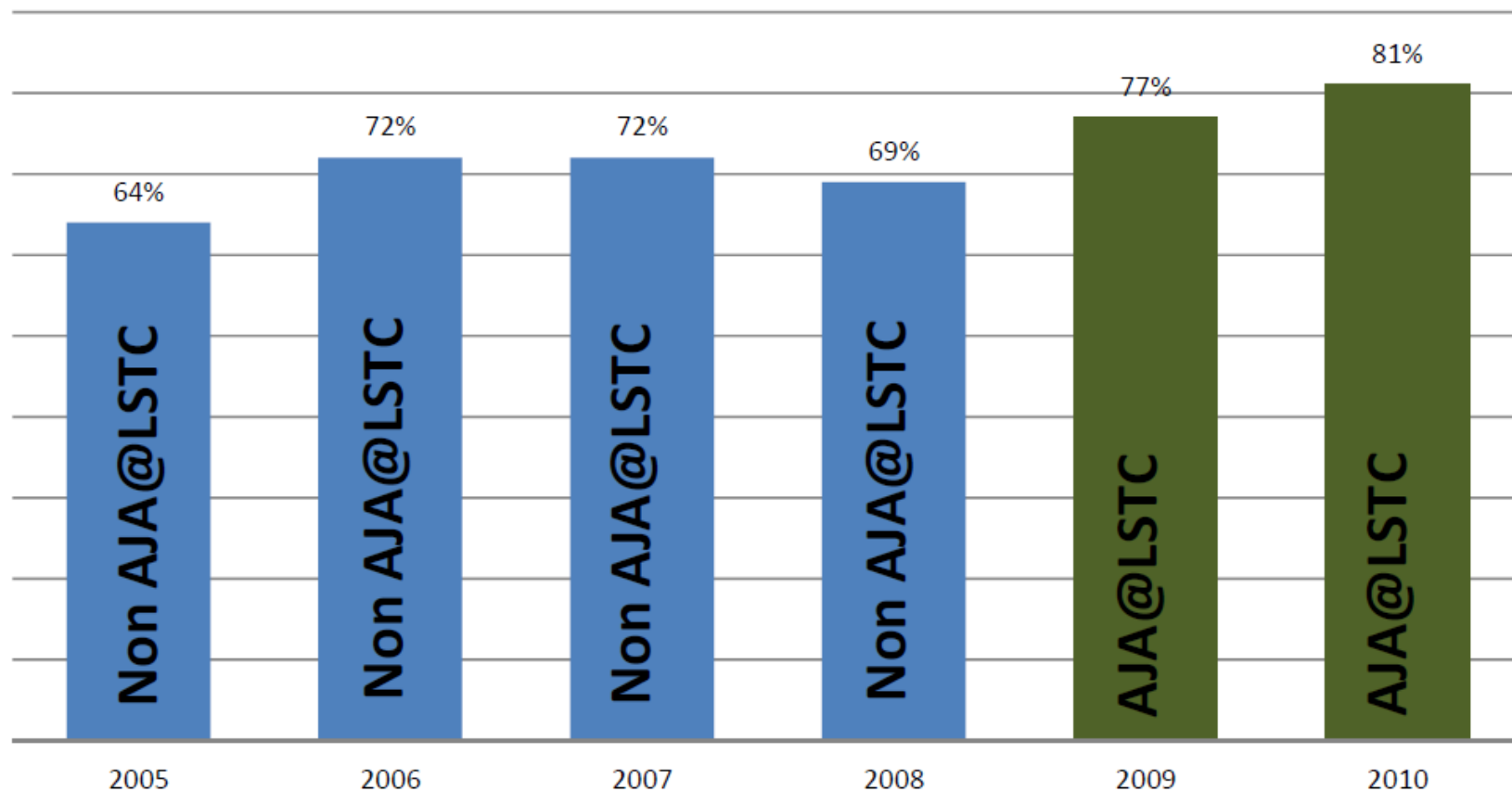
Linn State Technical College Percent of Students Suspended



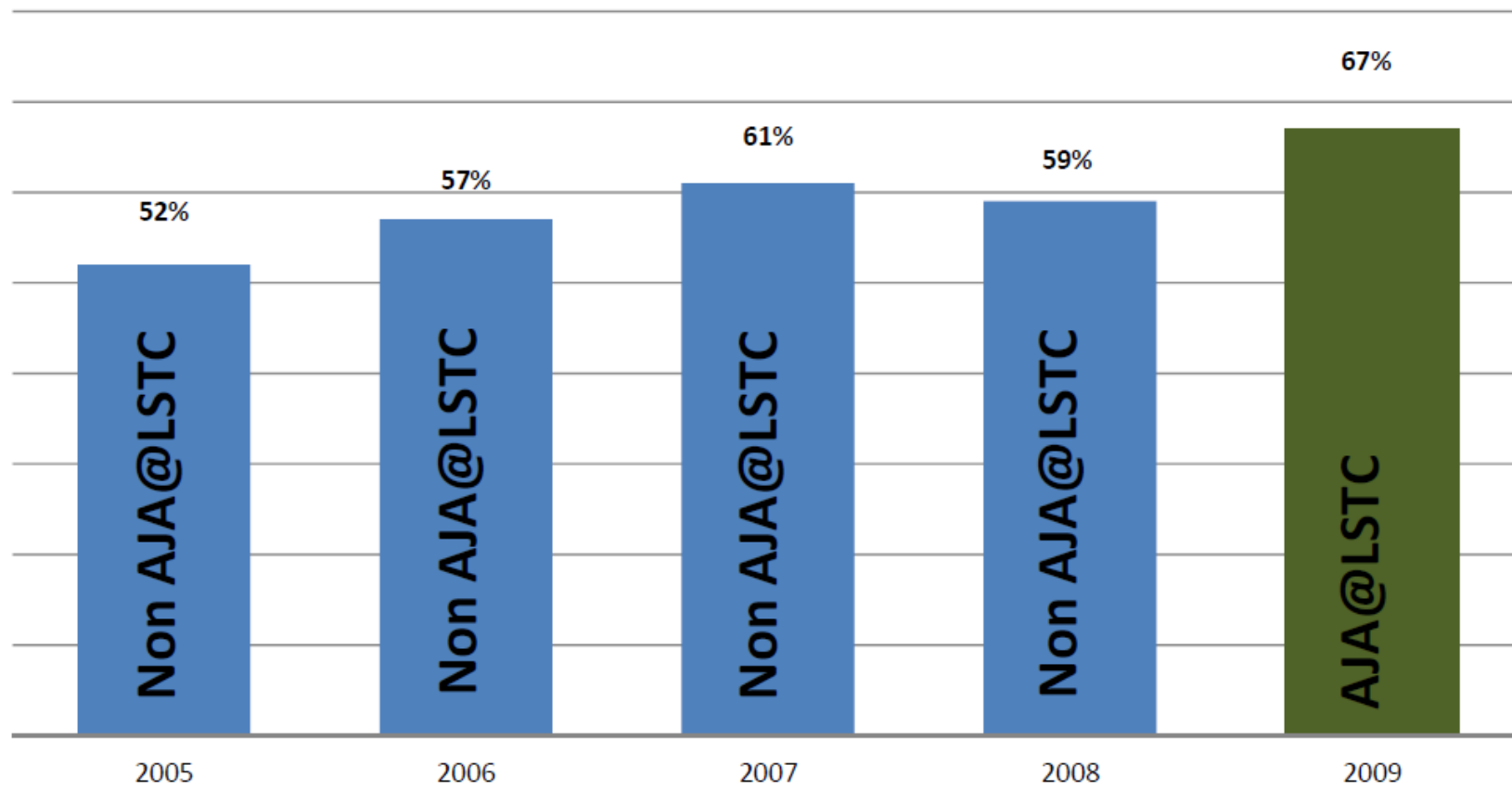
Operational Retention Rate

Fall to Fall Enrollment

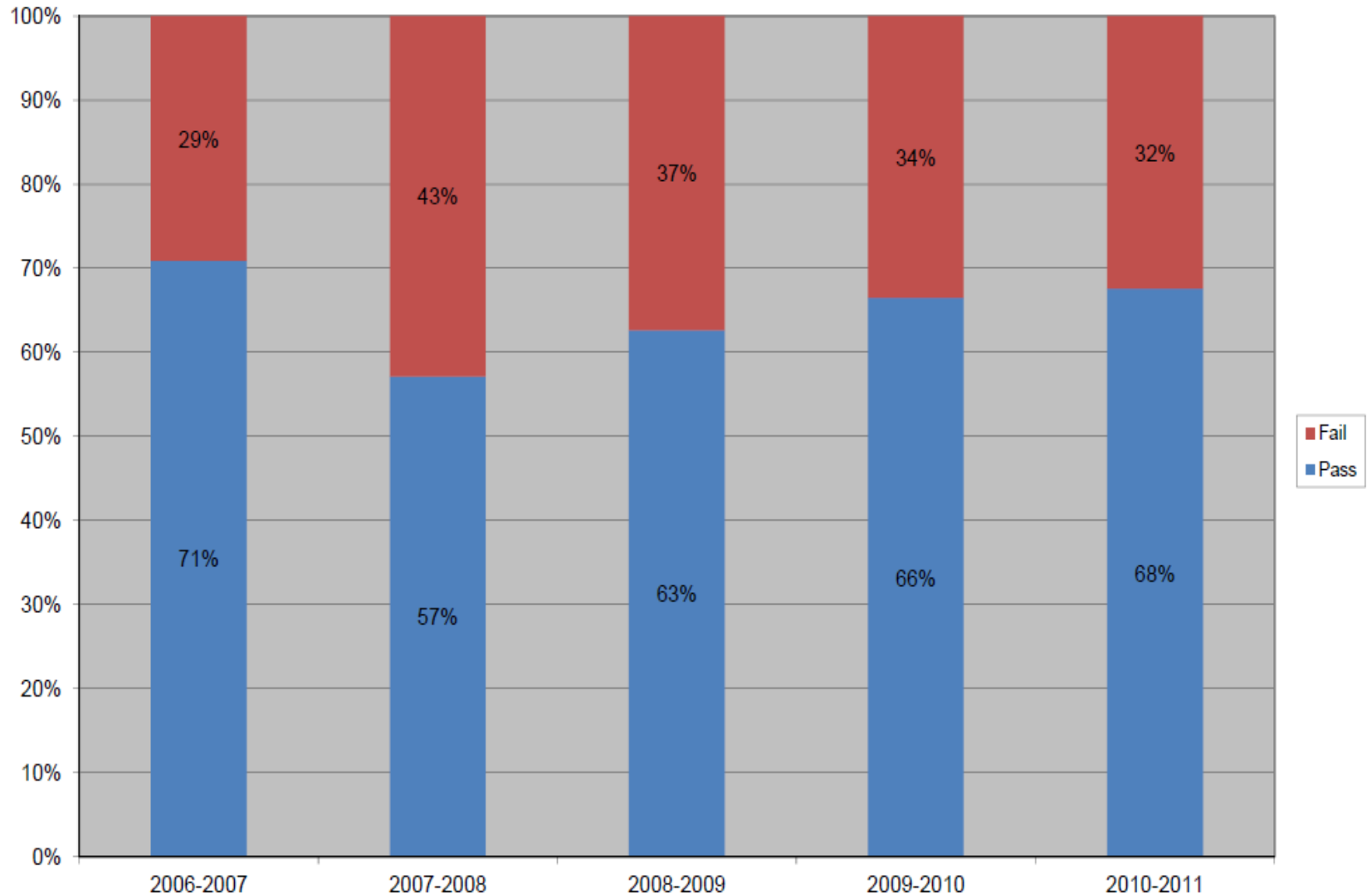
First Time Degree/Certificate Seeking Students



Two-Year Operational Graduation Rate Fall Enrollment First Time Degree/Certificate Seeking Students



Linn State Technical College General Education Assessment (CAAP) Results (Percent scoring above 50th percentile)



Linn State Technical College

AJATMLSTC

Academic Grade/Job Readiness/Attendance Percentage

(First-time students entering fall 2005-2010 that are not currently enrolled fall 2011)

| Course Category | Average of GPA | Job Readiness/Work Ethic | Attendance % |
|------------------------------------|----------------|--------------------------|--------------|
| Graduates | 3.26 | 3.78 | 96 |
| Developmental Math | 2.75 | 3.85 | 95 |
| Developmental Communications | 3.00 | 3.56 | 96 |
| Gen Ed Area 1 - Communications | 3.00 | 3.88 | 94 |
| Gen Ed Area 2 - Mathematics | 2.38 | 3.82 | 93 |
| Gen Ed Area 3 - Science | 2.63 | 3.84 | 95 |
| Gen Ed Area 4 - Social Science | 3.36 | 3.59 | 93 |
| Gen Ed Area 5 - Technical Literacy | 3.50 | 3.93 | 94 |
| Technical | 3.37 | 3.77 | 96 |
| Non Graduates | 2.28 | 3.35 | 87 |
| Developmental Math | 1.72 | 3.39 | 83 |
| Developmental Communications | 1.75 | 2.86 | 87 |
| Gen Ed Area 1 - Communications | 2.00 | 3.43 | 82 |
| Gen Ed Area 2 - Mathematics | 1.30 | 3.40 | 83 |
| Gen Ed Area 3 - Science | 1.56 | 3.11 | 78 |
| Gen Ed Area 4 - Social Science | 2.45 | 2.84 | 82 |
| Gen Ed Area 5 - Technical Literacy | 2.45 | 3.61 | 82 |
| Technical | 2.42 | 3.36 | 88 |
| Overall | 3.01 | 3.67 | 93 |



Preparing for profitable employment???

LSTC Graduates earn almost \$10,000 more annually than non-graduates

